

EFFICIENT

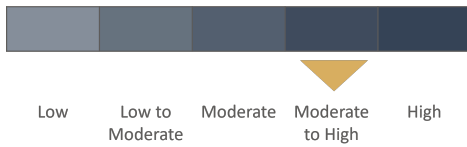
PRIVATE CLIENTS

EFPC Dynamic Equity Blend

Fact Sheet

Portfolio Date: 2026/05/31

Risk Profile




General Information

Launch Date	October 2023
Reporting Currency	ZAR
Minimum Investment	R 1 000 000
Investment Time Horizon	7 years +
Investment Consultant	Fairtree Asset Management
Annual Management Fee	1% ex VAT
Benchmark	ASISA South African Multi-Asset Flexible

Investment Committee



Cornelius Zeeman, CA, CFA (Fairtree Asset Management) | Jacques Haasbroek, CA, CFA (Fairtree Asset Management)



Dawie Roodt | Diaan Janse Van Rensburg, CFA | Christiaan Van Wyk, CFA | Eben Louw, CFA, CIPM

Investment Objectives and Strategy

The EFPC Dynamic Equity Blend Portfolio is a diversified multi-asset portfolio that employs a tactical, strategic, and dynamic asset allocation strategy by using cost-efficient, diversified instruments. The EFPC Dynamic Equity Blend Portfolio is built in a local stockbroking account that provides investors with exposure to both developed and emerging markets. This portfolio is ideally suited for post-retirement or discretionary funds.

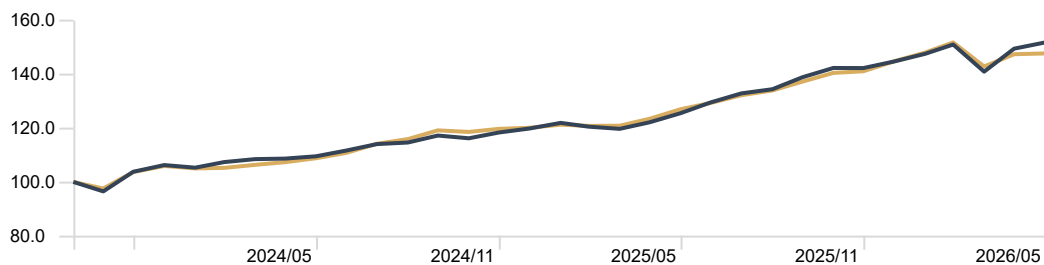
Investor Profile

The EFPC Dynamic Equity Blend Portfolio is suitable for investors seeking actively-managed and strategically-diversified exposure to local and global equities. Since the EFPC Dynamic Equity Blend Portfolio has exposure to local and international equities, it is exposed to various risks which include, but are not limited to: currency risk, market volatility, as well as economic and political risk.

Investment Growth

Time Period: 2023/10/01 to 2026/05/31

Currency: Rand



— EPC Dynamic Equity Blend

— (ASISA) South African MA Flexible

Trailing Returns

As of Date: 2026/05/31

	Return
YTD	4.88
1 Month	1.54
3 Months	0.51
6 Months	6.70
1 Year	20.95
3 Years	—
5 Years	—
Since Inception	19.20

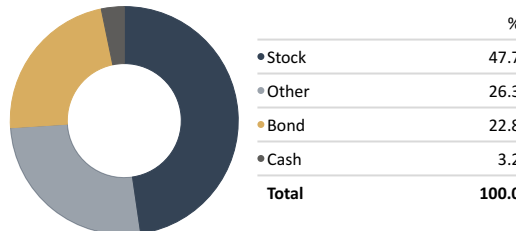
Top 10 Holdings

Portfolio Date: 2026/05/31

	Portfolio Weighting %
EPC Local Equity Note	24.00
EFPC Global Equity Note	20.00
Satrix SA Bond ETF	17.50
Satrix MSCI Emerging Markets ETF	17.00
Satrix Capped All Share ETF	10.00
Satrix MSCI World Feeder ETF	10.00
Satrix Money Market C	1.50

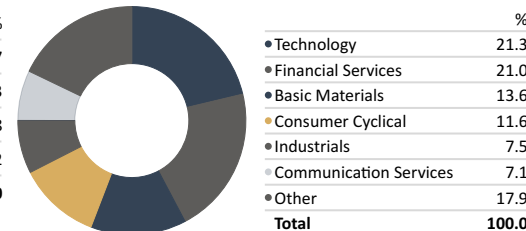
Asset Allocation

Portfolio Date: 2026/05/31



Equity Sectors (Morningstar)

Portfolio Date: 2026/05/31



Monthly Returns - EPC Dynamic Equity Blend

Currency: Rand

	Jan	Feb	Mar	Apr	May	Jun	Jul	Aug	Sep	Oct	Nov	Dec	Year
2026	1.96	2.34	-6.68	6.06	1.54								2.76
2025	1.74	-1.15	-0.68	2.04	2.77	3.17	2.62	1.16	3.31	2.49	-0.04	1.73	20.80
2024	-0.90	1.97	1.03	0.18	0.79	1.93	2.17	0.50	2.27	-0.87	1.85	1.27	12.81
2023	—	—	—	—	—	—	—	—	—	—	7.57	2.39	—

Disclaimer: Efficient Private Clients (Pty) Ltd (EFPC) takes care to provide current and accurate information at the date of formulating this document, but accepts no liability for errors, omissions or any subsequent changes. The information contained in this commentary has been prepared without consideration of the investment objectives, financial situation or needs of any recipient. This document does not constitute a binding agreement between the recipient and EFPC. The document is intended for information purposes only and none of the information contained herein constitutes investment advice or a recommendation, solicitation or offer by EFPC to buy or sell any financial product. Past performance references to historical data, assumptions, targets, benchmarks or examples are as indicators or illustrations only and are not fixed or guaranteed. Similarly, forecasts contained in this commentary involve risks and uncertainties which may result in future outcomes and results that may differ materially from such forecasts. You are accordingly cautioned not to place undue reliance on any historical data, general information or forecasts used in this commentary. EFPC accepts no liability whatsoever for any loss, damage (direct or consequential) or expense suffered by a recipient because of undue reliance placed on any information contained in this commentary. The company, directors and staff may from time to time have interests in shares not mentioned in this commentary. The portfolio's performance numbers are based on a master portfolio tracked in the Morningstar Direct system. Due to differences in costs across stockbrokers and portfolios, these performance numbers are gross of fees. EFPC is an authorised Financial Services Provider (FSP:47481)

Source: Morningstar Direct